

Here's our penguin lapbook. These pieces were made by my elementary school children.

Page 2 Cut out each piece. Add in your own facts that you find. Staple together.

Page 3 Cut out each circle. Just cut off the bits of picture hanging out of the circle. Cut out the section marked on the title circle. Fix together with a brad.

Page 4 Cut out as one piece. Fold so that the words are on the inside. Decorate the cover. Cut out the little blocks (go ahead and cut off any picture hanging out of the boxes) and attach them into the right place in the story.

Page 5 <http://www.readwritethink.org/files/resources/interactives/diamante/> if you need to learn what a diamante is. Cut out as one piece and fold in half with words on cover.

Page 6 Cut out as one piece. Fold on the solid lines (the word dictionary is the cover). Crease well. Cut on the dotted lines. Write words you are learning during your penguin study on the flaps. On the backs of the flaps and under them write the definitions of the words.

Page 7 Cut each piece out as one piece and fold in half with the words on the cover. Write your poems inside.

<http://www.gigglepoetry.com/POETRYCLASS/HAIKU.HTML>

Page 8 Cut each out as one piece and fold in half.

Page 9 Cut the diamond out as one piece. Fold in half. Cut the rectangle out as one piece and fold in thirds like a spring using the one line as a guide. Fold it so that the ? is the cover.

Here's some links:

Preschool-lower elementary penguin lapbook

<http://www.lapbooklessons.com/PenguinLapbook.html>

How to draw a penguin

<http://www.billybear4kids.com/Learn2Draw/sheets/penguin.html>

Penguin lapbook pieces from homeschool share

http://www.homeschoolshare.com/docs54478/polar%20animals/penguins_tab.pdf

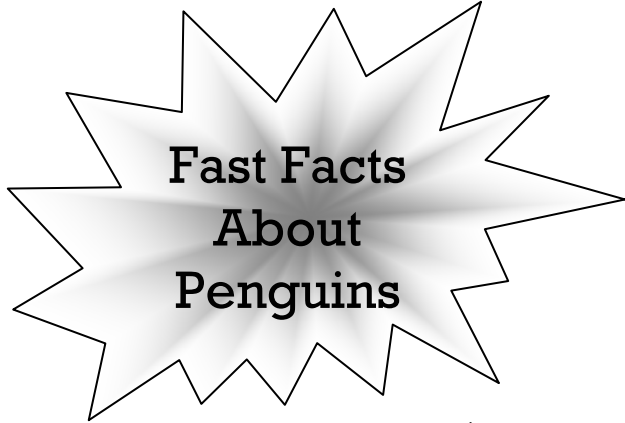
http://www.homeschoolshare.com/docs54478/polar%20animals/penguin_shutterflap.pdf

http://www.homeschoolshare.com/docs54478/popper_penguins/species_pocket.pdf


<http://www.seaworld.org/just-for-teachers/guides/index.htm>

http://www.homeschoolshare.com/docs54478/polar%20animals/penguin_map.pdf





Photographs are by Galen Frysinger and I received permission to use them in the lapbook.





**Fast Facts
About
Penguins**



**Penguins are
birds, but they
cannot fly.**



**Penguins
cannot
breathe
underwater.**



**Penguins are
warm-
blooded, like
people.**

Egg



Baby Penguin



Adult Penguin






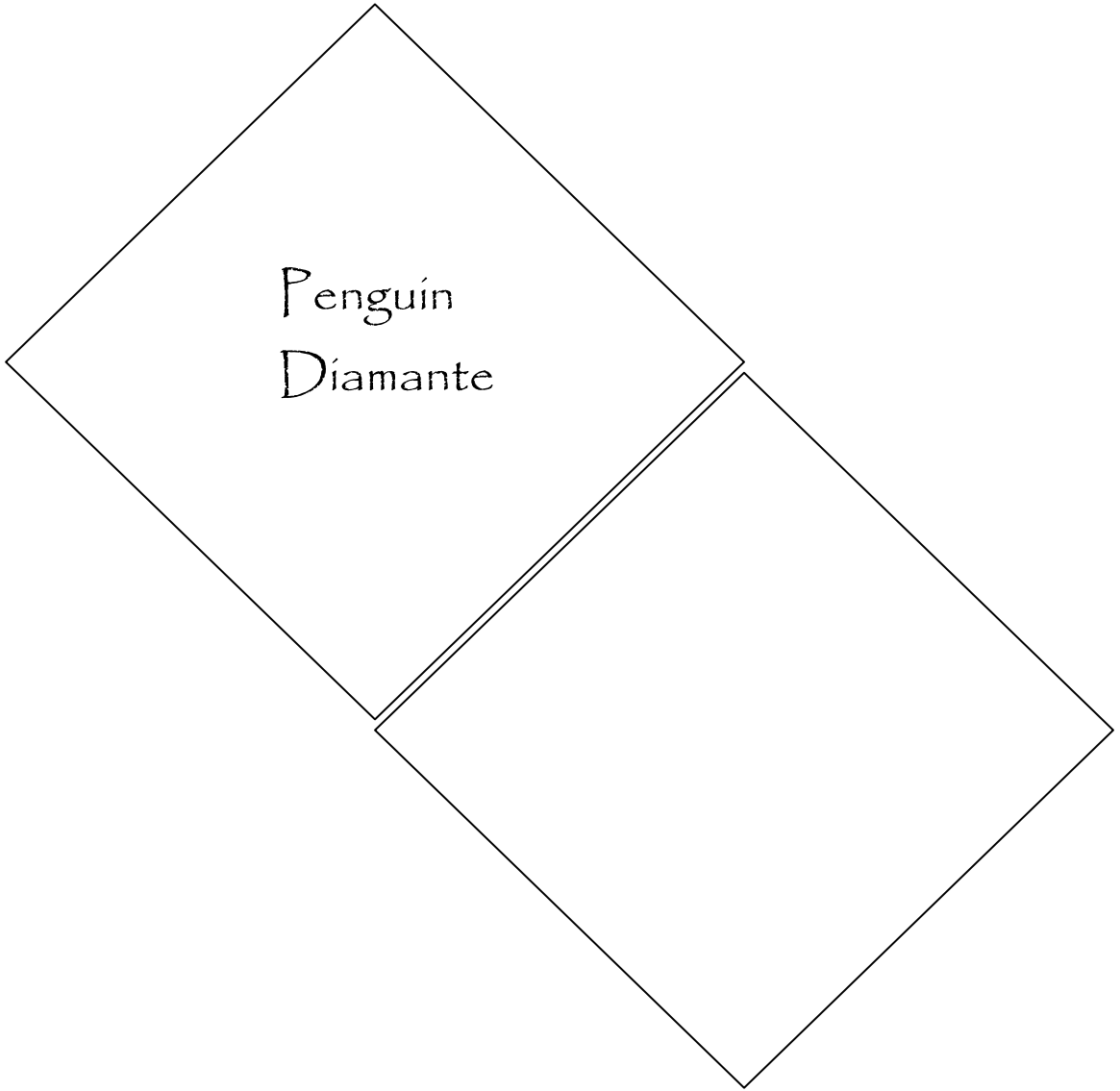
PENGUIN
LIFE
CYCLE



The Penguin Story

Once upon a time there were
three in a nest. In
days they hatched. One day
when they were swimming in
the a ate one
of them. When the
grew up, they laid eggs and
sat on them to keep them warm.





D

I

C

T

I

O

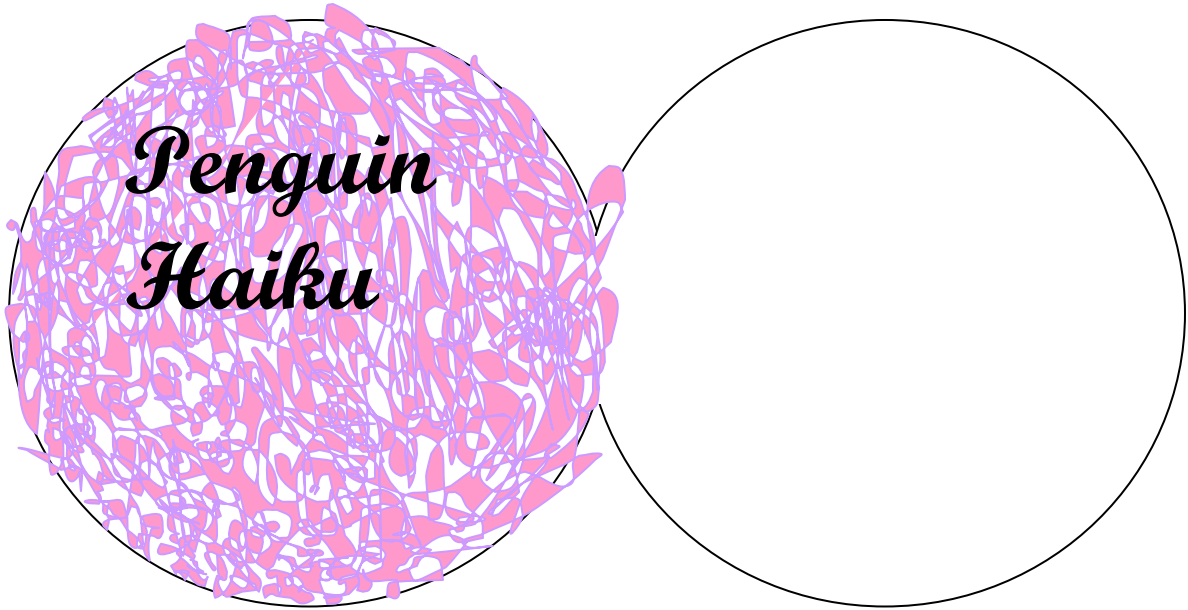
N

A

R

Y





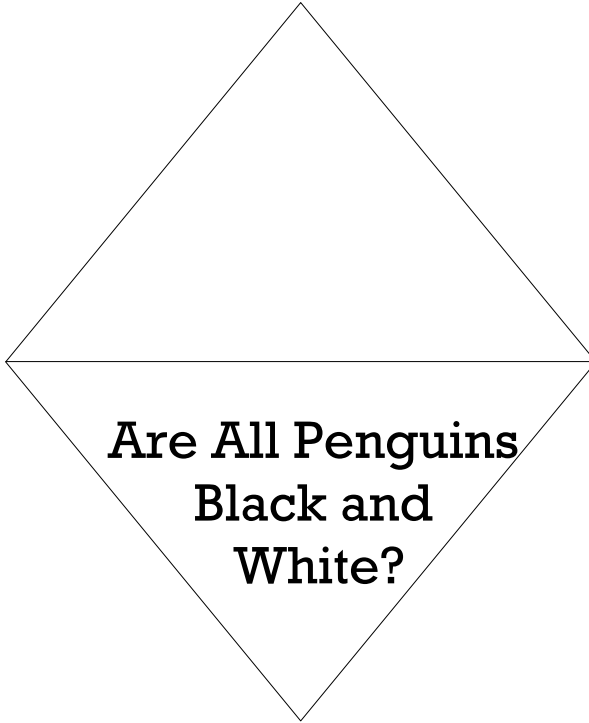
*Penguin
Haiku*

| | |
|--------------------------------------|--|
| <p>PENGUIN FREE VERSE</p> | |
|--------------------------------------|--|

How far can
penguins swim?

How fast can
penguins
swim?

What do
penguins
eat?



**Did you
know?**

**Penguins
have more
feathers than
most other
birds, about
70 per square
inch!**